

GOVERNMENT AIZAWL COLLEGE

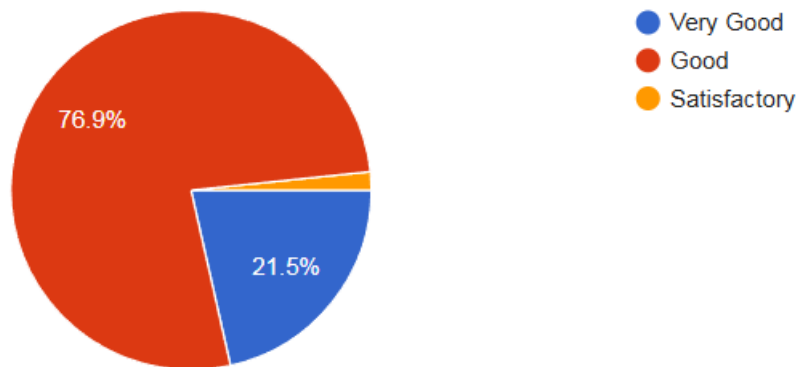


REPORT OF THE FEEDBACK SURVEY OF STAKEHOLDERS: Students, Teachers, Parents, Alumni and Employers 2023 – 2024

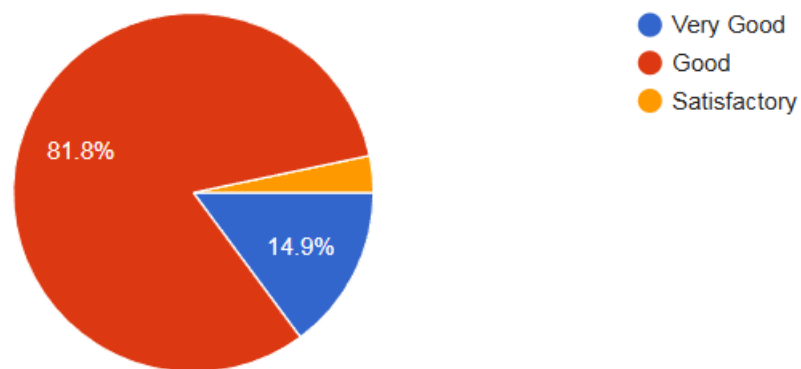
Curricular Aspects Cell

2023-2024

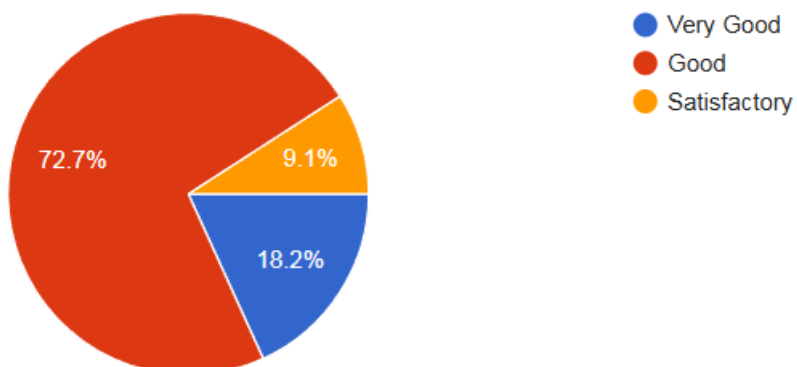
Analysis Report: Feedback Survey of Students



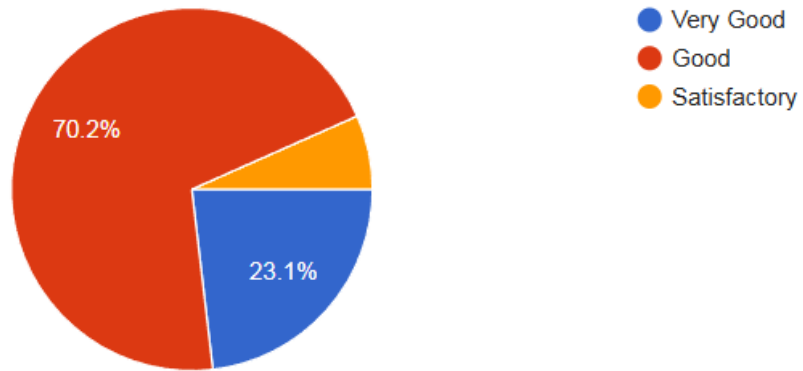
1. Regarding the course content being updated with recent advancements, 76.9% are of the opinion that the course content is 'Good' and 21.5% feel that the course content is 'Very Good'.



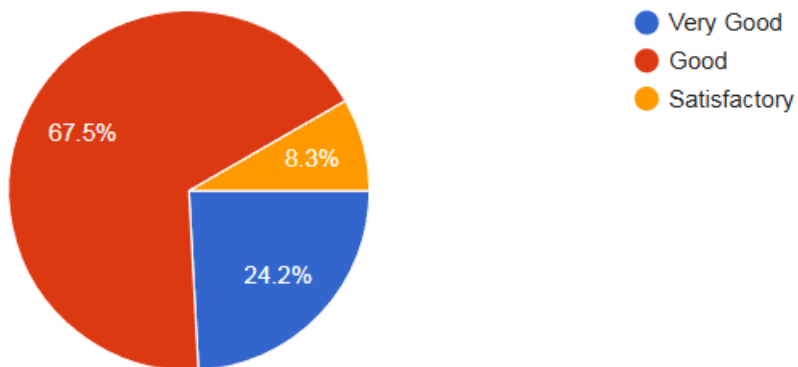
2. Majority of the students (81.8%) feel that the Course Content is 'Good', 14.9% agree that the Course Content is 'Very Good' while the rest find it 'Satisfactory'.



3. 72.7% of students found the Teaching Methods 'Good', 18.2% found it 'Very Good' and the remaining 9.1% found it 'Satisfactory'.

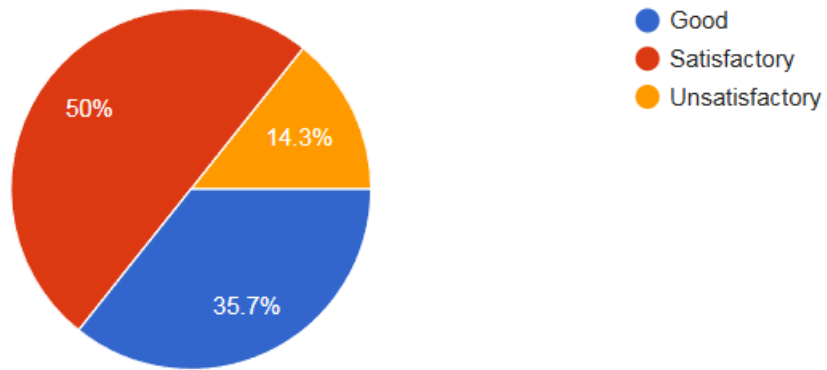


4. Regarding the Learning Value, 70.2% answered 'Good' and 23.1% found it 'Very Good'.

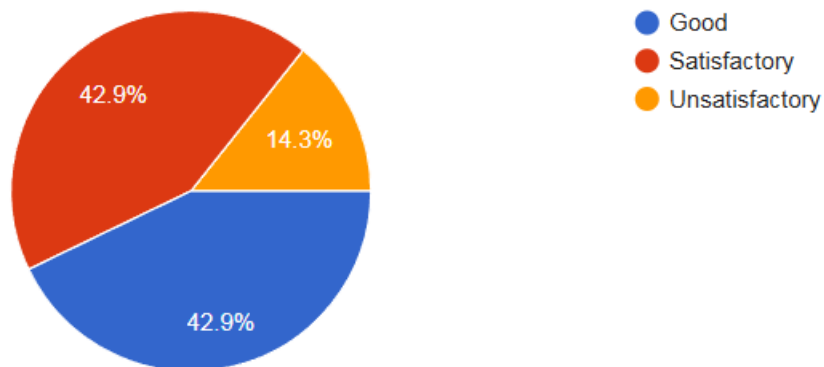


5. 24.2% felt that availability of reading materials was 'Very Good', 67.5% answered 'Good' and 8.3% found it 'Satisfactory'.

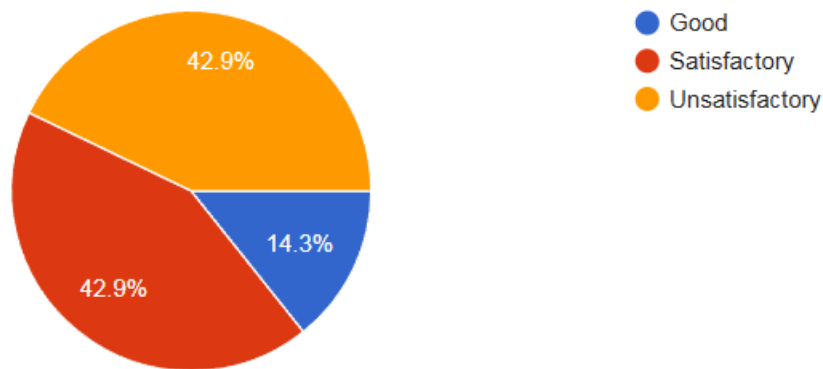
Analysis Report: Feedback Survey of Teachers



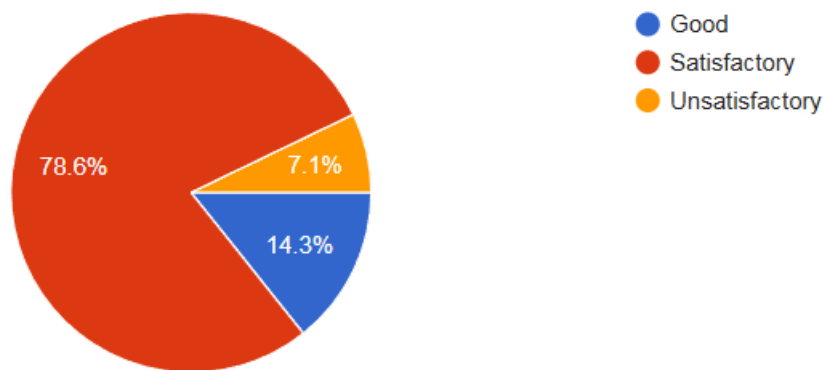
1. More than half of the faculty believe that the curriculum is based on the needs of the stakeholders.



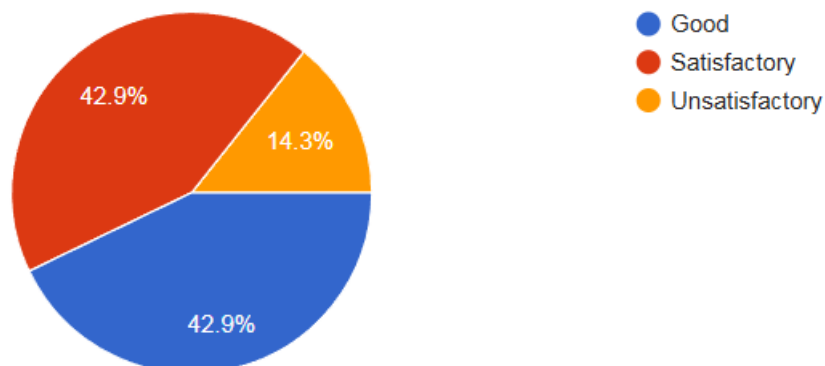
2. Most of the respondents (85%) believe that course objectives and outcomes of the course are well-defined and clear to faculty and students.



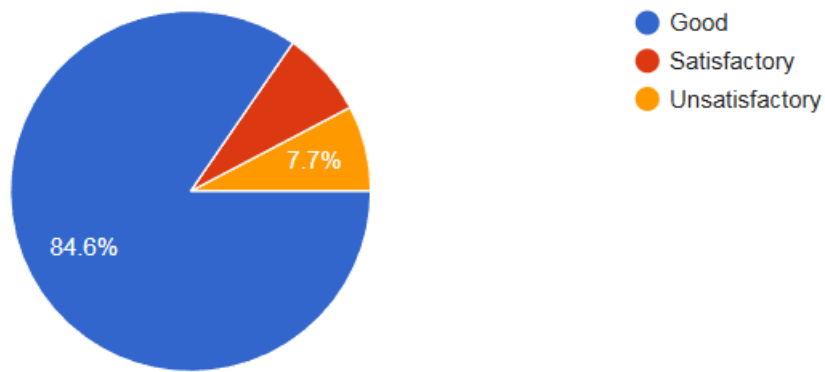
3. Most respondents (57%) are of the view that there are sufficient numbers of prescribed books available in the library. However, 42.9% feel there is an insufficient number of books for all students.



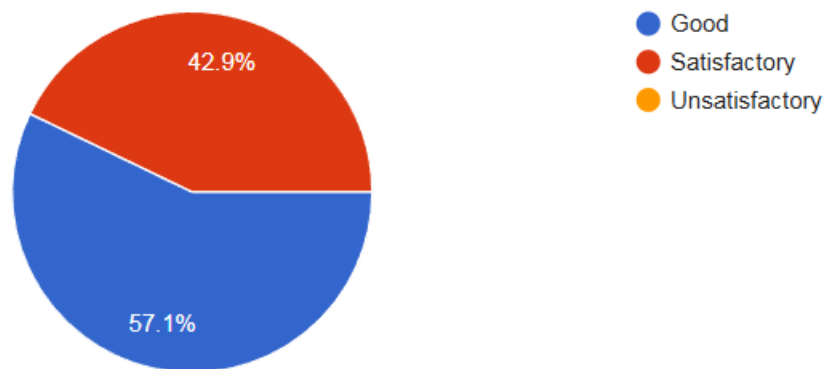
4. Among the respondents, 78.6% are satisfied with the balance between theory and application in course curriculum.



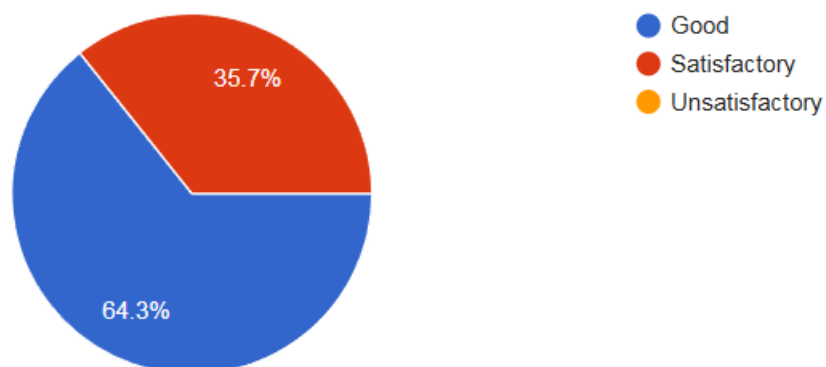
5. More than half of the teachers (85%) responded that the course curriculum had made them interested in the subject area.



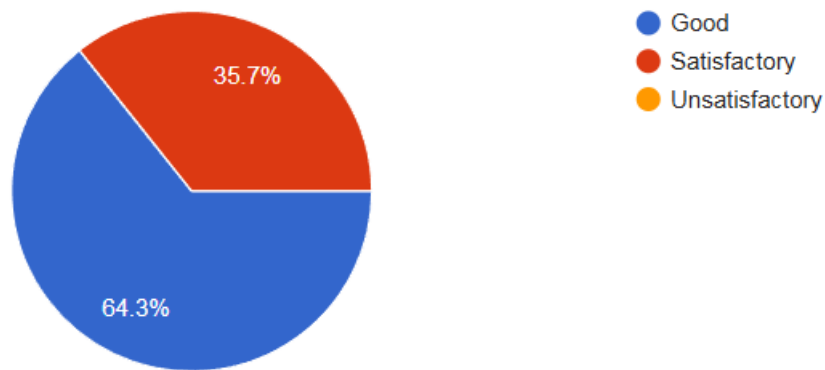
6. Majority (92.3%) responded that the curriculum of this course has increased knowledge potential in its application.



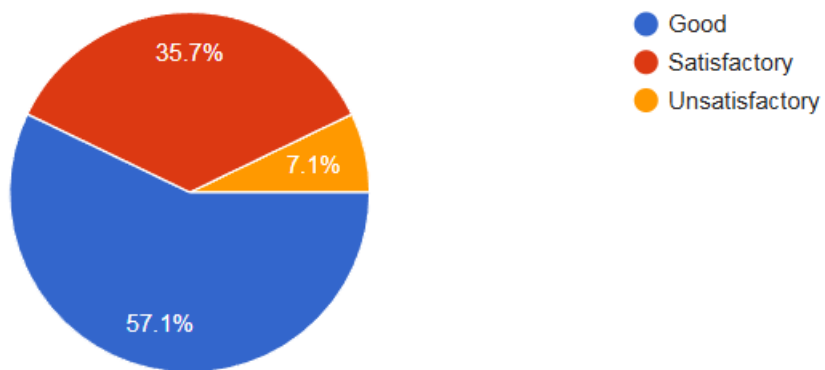
7. All the teachers are satisfied with the availability and standard of infrastructural facilities, such as faculty rooms, reading rooms and toilets.



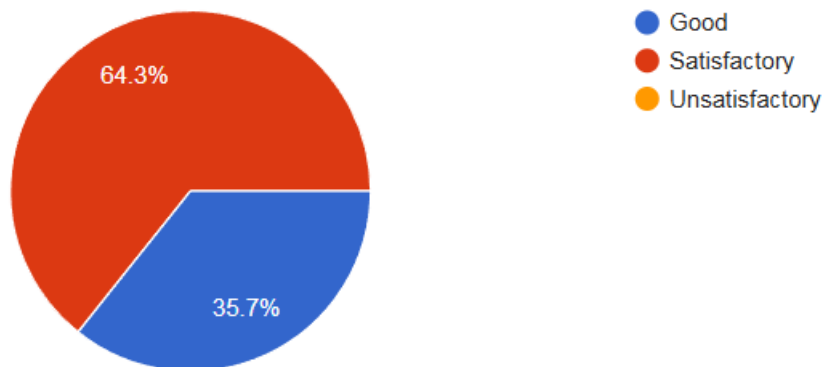
8. More than half (64.3%) found the Internal assessments, seminars and examinations are conducted well in time with proper coverage of all units in the curriculum.



9. All the teachers responded that they have the freedom to adopt new teaching techniques, such as seminar presentations, group discussions and student participation.

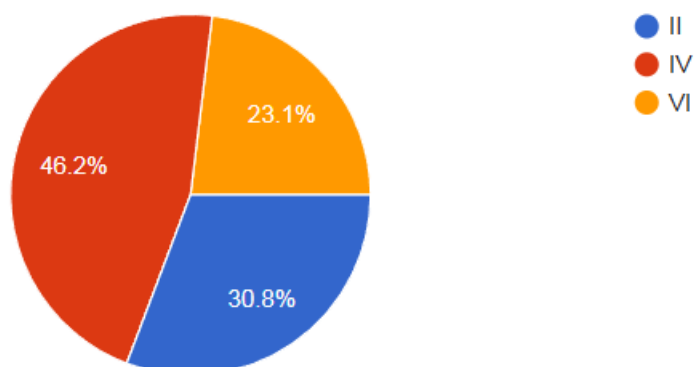


10. More than half of the teachers (57.1%) responded that the environment in the department is conducive to teaching and research.

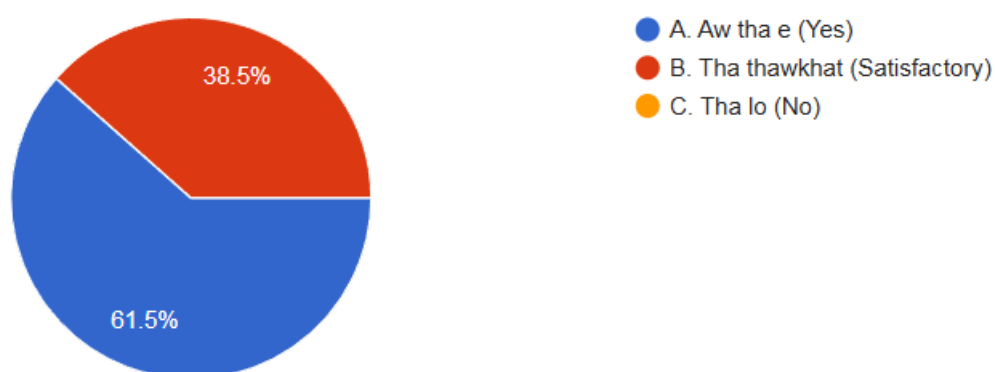


11. More than half (64.3%) believe that the college provides adequate support to faculty members for upgrading their skills and qualifications.

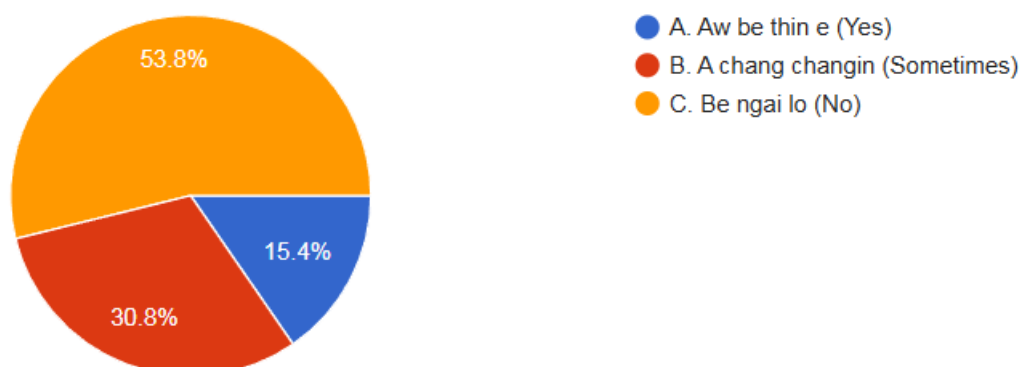
Analysis Report: Feedback Survey of Parents



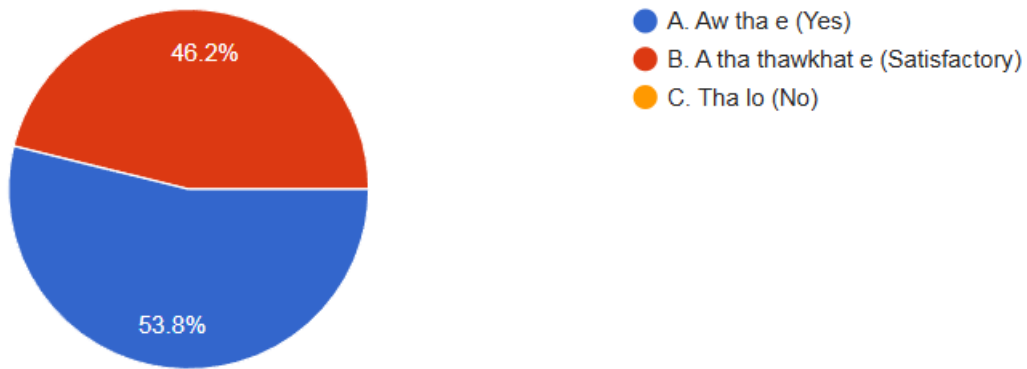
1. Classes of II, IV and VI Semester BA and B.Com are represented in the Parents' Feedback Survey respectively at 30.8%, 46.2% and 23.1%.



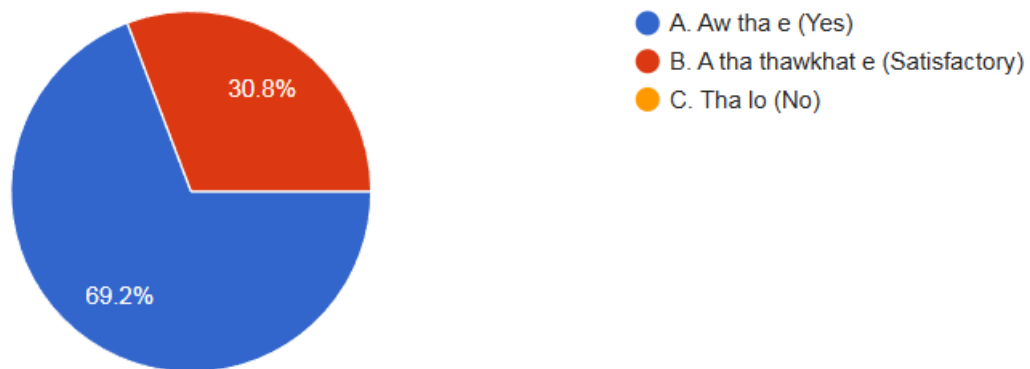
2. 61.5% of Parents appreciated the good discipline of the college, while 38.5% found it satisfactory.



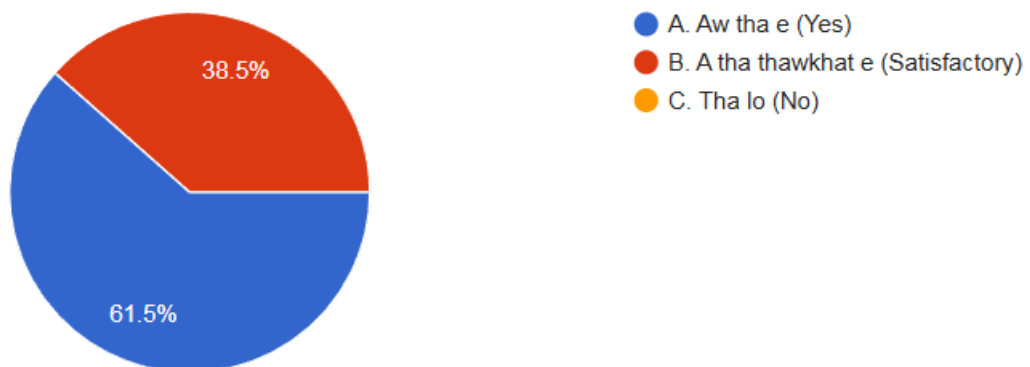
3. Regarding the question raised 'Does the College contact you about the academic performance of their child?', 53.8% responded that no such contact or information had been received by them.



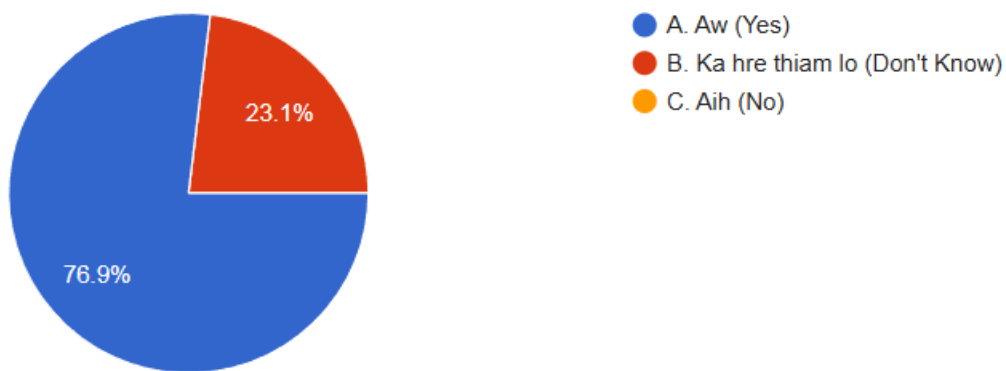
4. The College follows the internal examination system twice every semester. All parents were satisfied with this evaluation system.



5. All parents are satisfied with the quality of teaching offered by the College.



6. All the parents are satisfied with the academic results of the institution.



7. The majority (76.9%) have acknowledged that their child has improved their knowledge and etiquette after joining the college.

Some candid feedback points from parents have been reproduced unedited below:

In kal dan pangngai ah sawisel n ka neilo e

Zirtirtu te hi an nu leh pa Anga en a tlang tak leh hlau lo a an pawh ngam theih Nana zirtirtuten hriatthiam na leh biak nuam taka an om ka duhpui khop mai

College hian hma a sawn tha thawkhat tawhin ka hria e keichuan

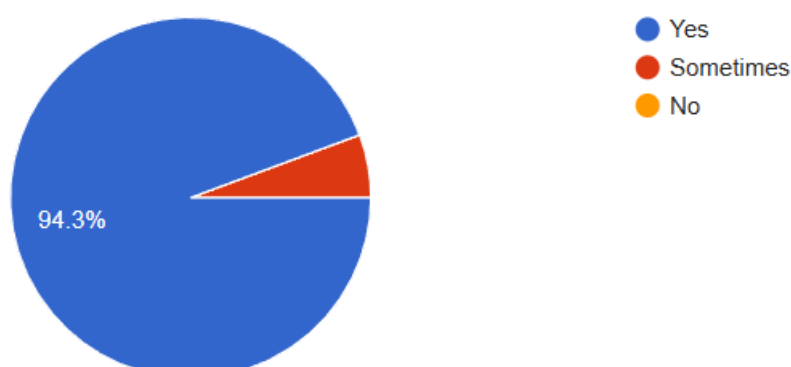
College student te hi duh aiin notes ah hian an in depend lutuk a, student te hi leason thar zir tur hi, home assignment anga pe in lo in enlawk tura tih ni ta se, heta an hriatthiam loh an feedback atang zawk hian zirtir/explain sak thin ni zawk ta se. an age level nen pawh a inhmehin hmasawwna a tam zawk ka beisei.

Harsatna an nei in inthlahrung lo a zirtirtu te biak pawh nuam ni thei

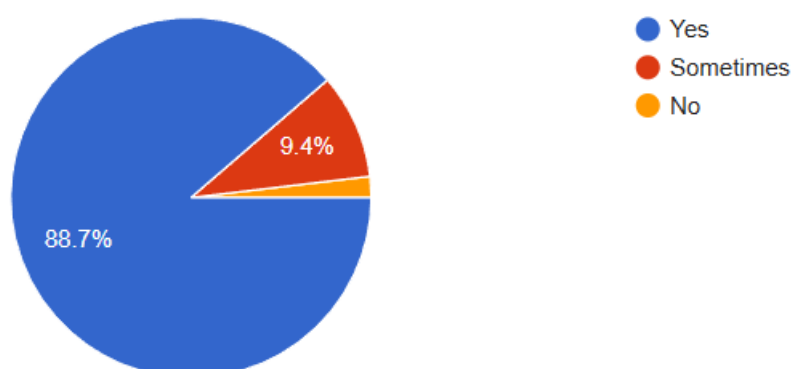
GAC hi GAC ni reng rawh se. Tu system mah copy ve lul suh se. May God bless Gov't Aizawl College,!

Language ni lo subject thenkhatah te hian teachers ten note chauh pe lovin book recommendation te hi pe ve se la , an mahni a an lo in haikuak ve theih nan leh thil an hriat hnem theih leh zualnan.

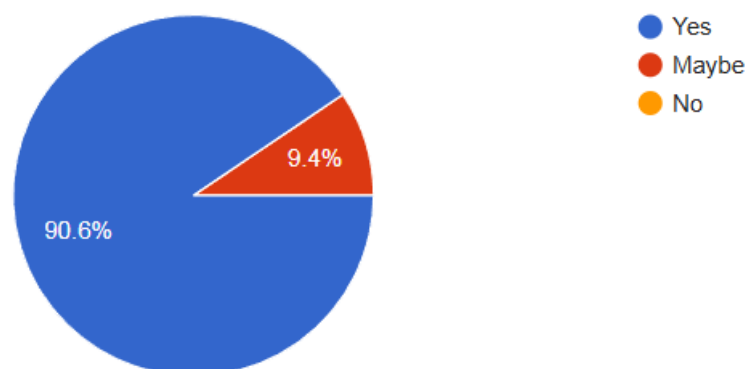
Analysis Report: Feedback Survey of Alumni



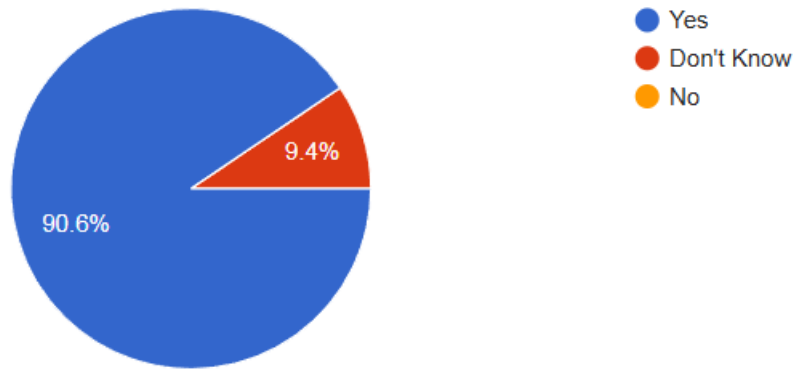
1. Nearly all the alumni respondents (94.3%) reported feeling a sense of pride in being an alumnus of Government Aizawl College.



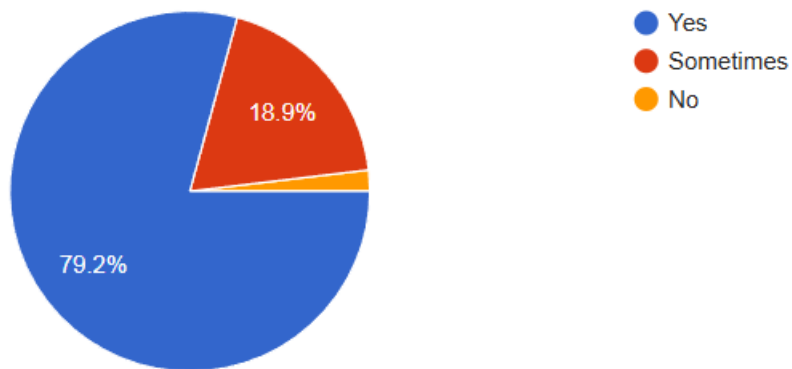
2. Majority of those surveyed (88.7%) agreed that the College organised activities keeping in mind the overall development of the diverse sets of students.



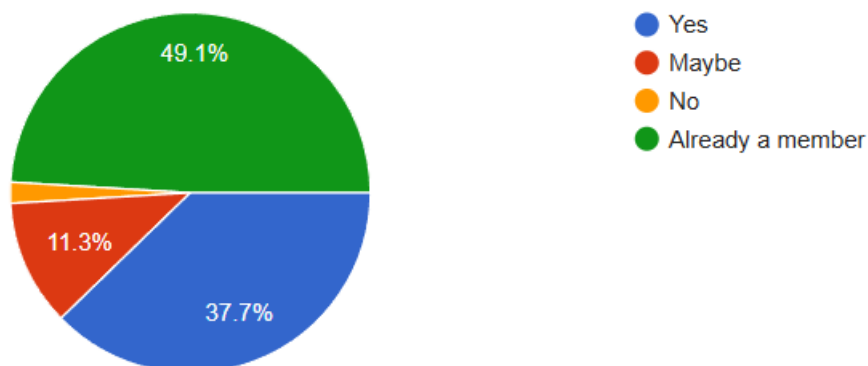
3. Nearly all those surveyed (90.6%) were willing to take active parts towards the development of the institution.



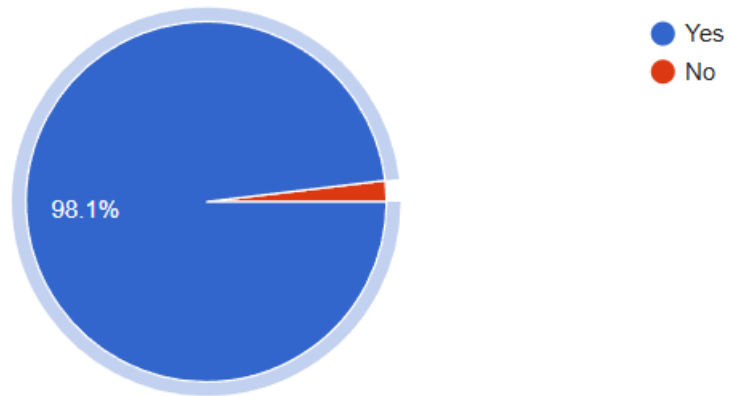
4. Regarding the College's handling of their grievances, the response of the alumni surveyed is mostly positive, with 90.6% replying the College did a proper job.



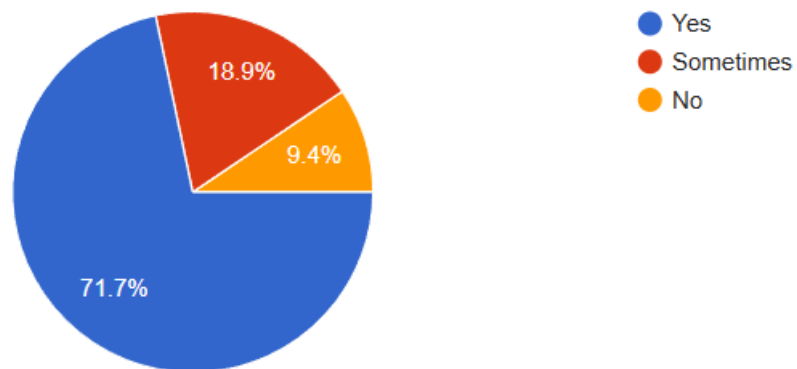
5. Regarding the relevance of the curriculum taught in the College in relation to their jobs, the response of the alumni surveyed is mostly positive, with 79.2% in agreement.



6. Almost half (at 49.1%) of the respondents were already members of the alumni association.

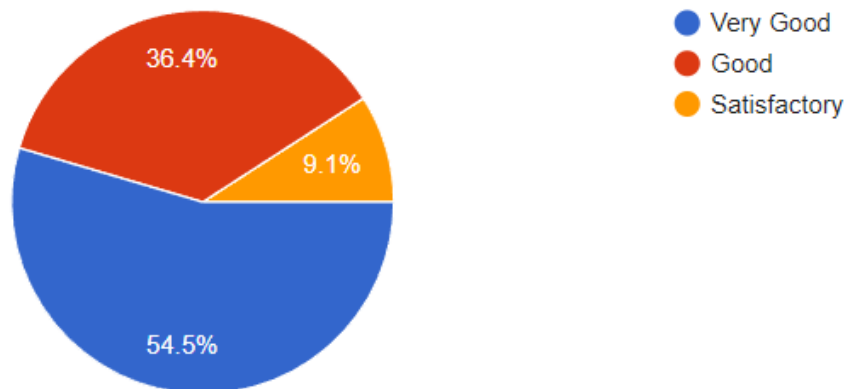


7. Most of the alumni respondents felt welcome in the College and believed that the College provided good hospitality to alumni after graduation.

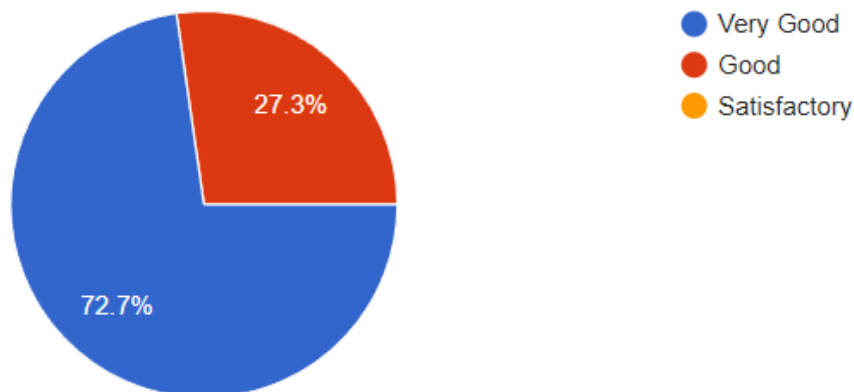


8. Sixty percent (71.7%) of the alumni received regular updates of institutional events from the College through email or social media.

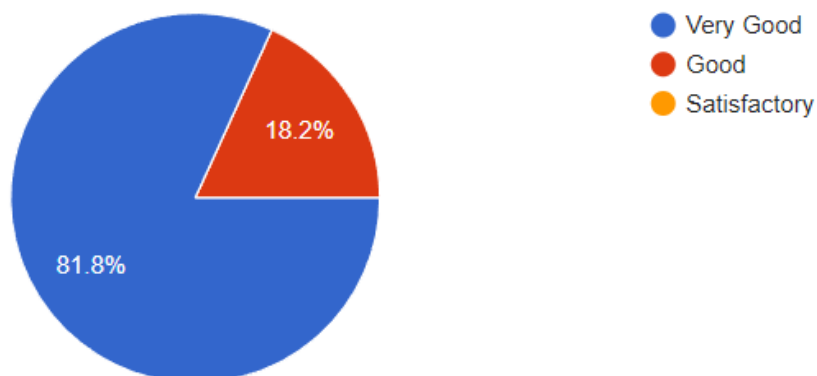
Analysis Report: Feedback Survey of Employers



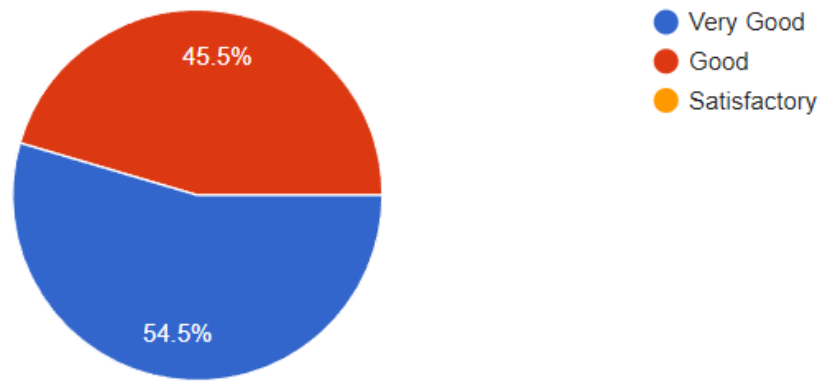
1. 54.5% of the alumni-employees exhibited 'Very Good' ability to contribute towards the goal of the organisation they work for.



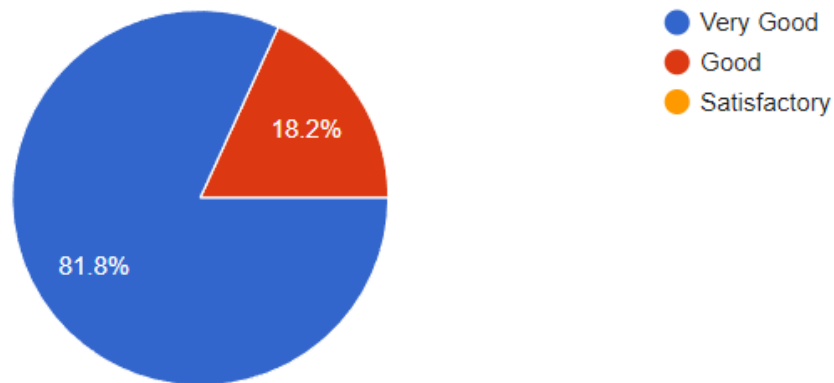
2. 72.7% of the alumni-employees possessed 'Very Good' technical knowledge and skill necessary to perform their work.



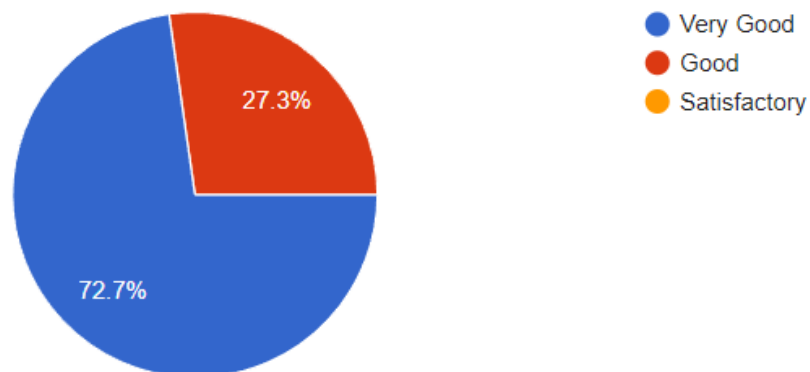
3. 81.8% of the alumni-employees had 'Very Good' ability to manage their work and exhibit leadership quality as well.



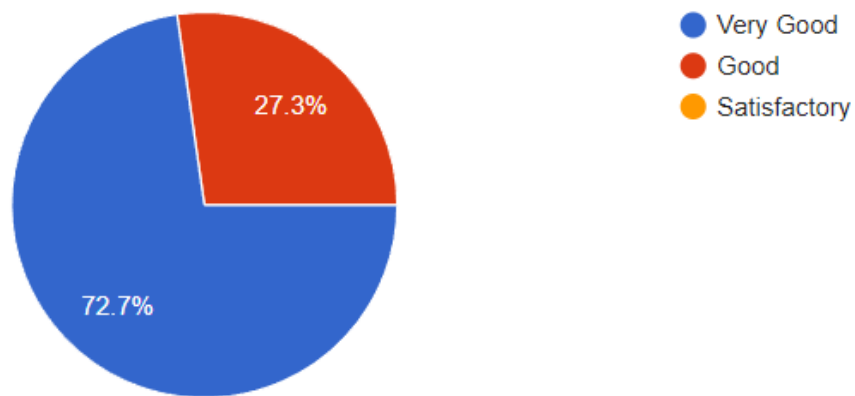
4. 54.5% of the alumni-employees were reported to be 'Very Good' in bringing about innovation and creativity to their work.



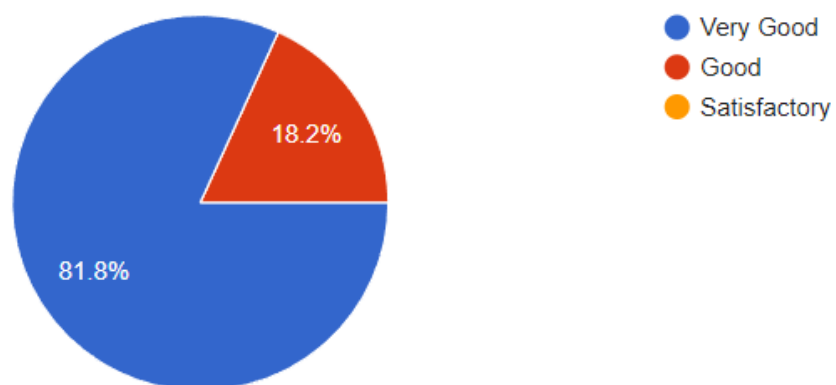
5. 81.8% of the alumni-employees maintained 'Very Good' relationship with their colleagues at their workplace.



6. More than half (72.7%) of the alumni-employees took 'Very Good' part in social activities at their workplace.



7. 72.7% of the employers reported that the alumni-employees had 'Very Good' ability to take up extra responsibility at work.



8. 81.8% of employers had 'Very Good' impressions about the performance of the alumni-employees.