

GOVERNMENT AIZAWL COLLEGE



ANALYSIS REPORT

FEEDBACK SURVEY OF STAKEHOLDERS:

Teachers, Parents, Alumni,

Students and Employers

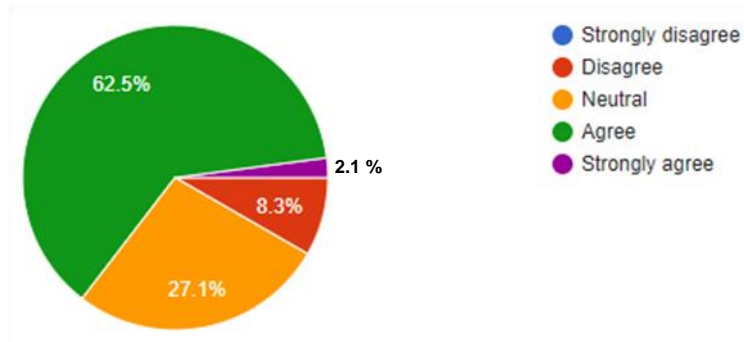
2019 - 2020

Curricular Aspects Cell

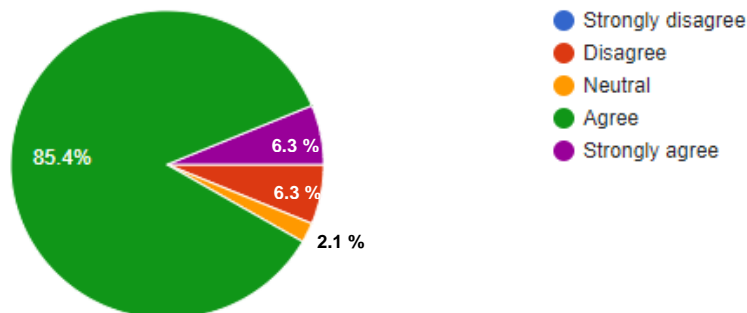
2019 - 2020

I. Analysis Report: Feedback Survey of Teachers

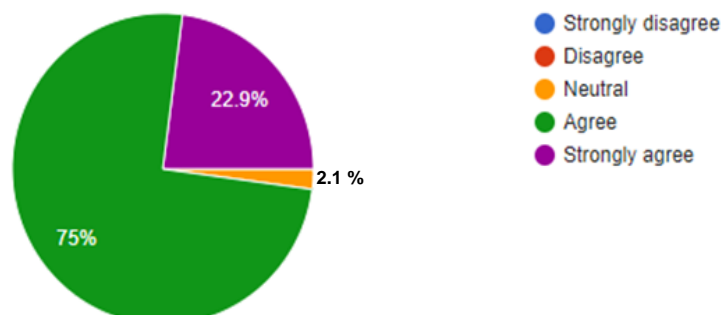
1. Two-thirds (64.6%) of the teachers accept that the curriculum is updated to meet the needs of the students, with a good balance between theory and application.



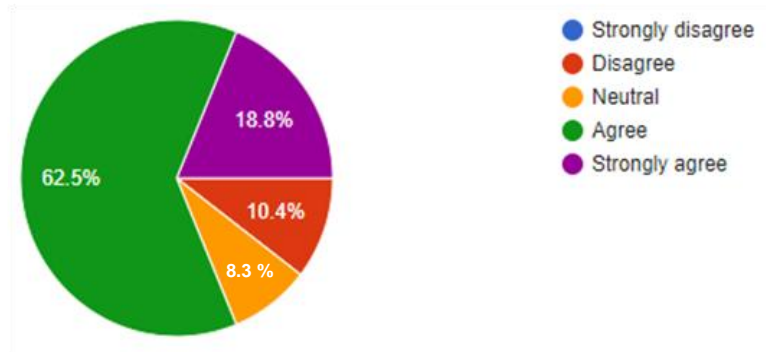
2. A vast majority (91.7%) of the teachers believe that the course objectives are well defined and clear to both faculty members and students.



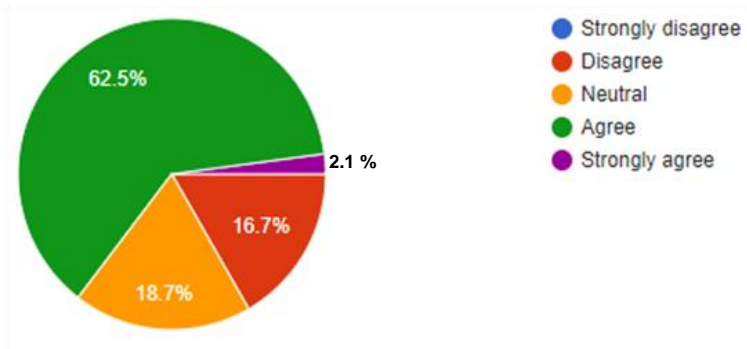
3. Except for the few (2.1%) who are undecided (neutral), most teachers agree that what they teach increases their interest and knowledge in the relevant subject areas. In fact, almost a third (22.9%) of the faculty strongly agrees with the statement.



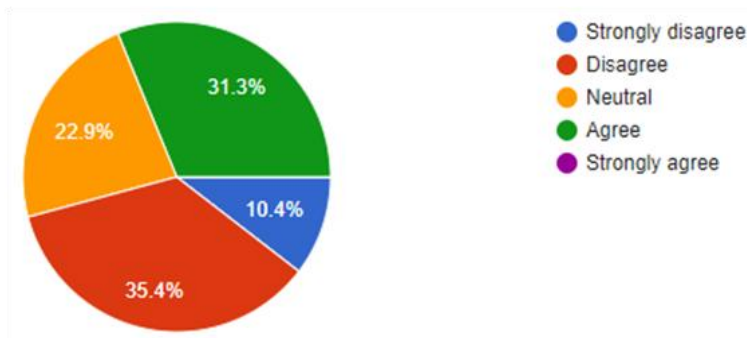
4. Most teachers (81.3%) feel that they have complete freedom to adopt new techniques or strategies for teaching and assessing their students while 10.4% feel otherwise.



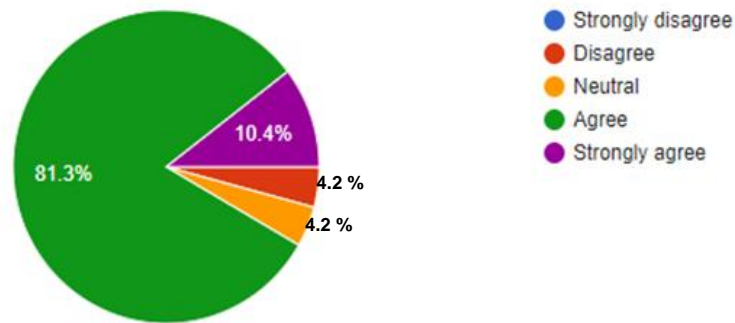
5. About two-thirds (64.6%) of the teachers agree that study materials (books, journals, etc) prescribed as reference materials are relevant, updated and cover the syllabi.



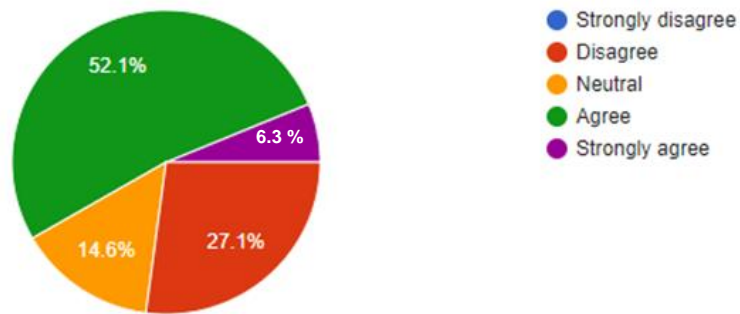
6. Opinion is divided as to the sufficiency of prescribed study materials (books, journals, etc) available in the College Library. It is concerning that only less than a third of the teachers feel the Library is sufficiently stocked for students.



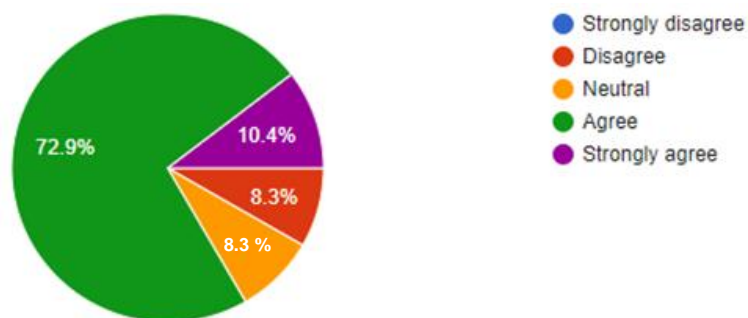
7. Almost all teachers (91.7%) agree that internal assessments, seminars and examinations are conducted well in time with proper coverage of all units in the syllabi.



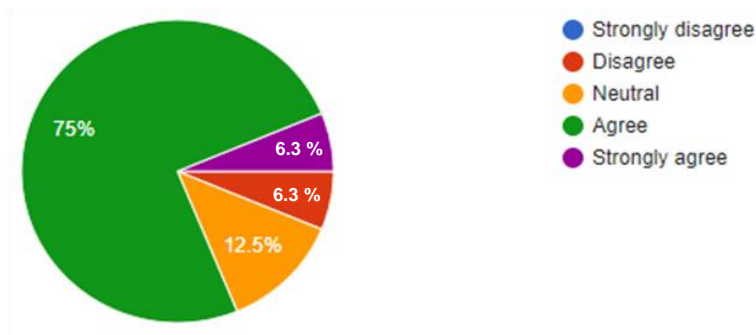
8. There is some debate as to whether the environment in the College is conducive to teaching and research, as only 58.4% of the teachers believe it to be so while 27.1% disagree and 14.6% cannot decide on the matter.



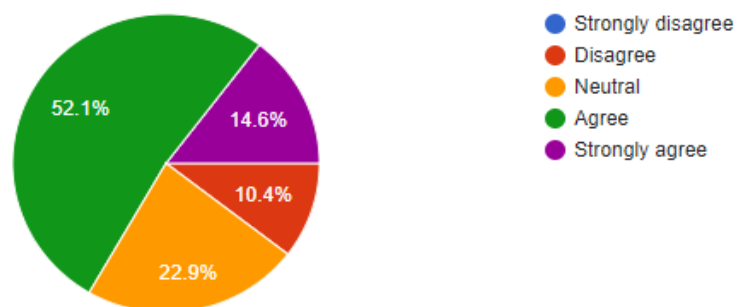
9. Majority (83.3%) of the teachers feel that the College provides fair and adequate opportunities and support to them for upgrading their skills and qualifications.



10. Most teachers (81.3%) accept that the infrastructural facilities, such as faculty common rooms, reading rooms, canteen and toilets available in the College are agreeable.



11. More than half of the faculty (52.1%) strongly feel that there is opportunity for networking with other departments in the College and that interdisciplinary activities are encouraged. In fact, two-thirds (66.7%) of all teachers surveyed believe interdepartmental networking is possible in the College.



12. Awards, recognitions, fellowships received by teachers at the State, National, or International level from the Government or recognised bodies during the last 5 years.

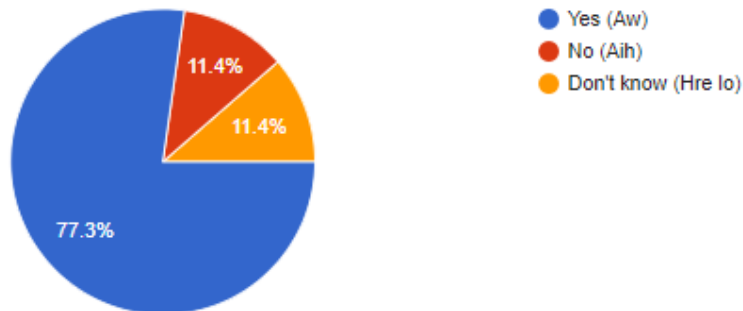
- Surya Antarbharti Bhasha Sammaan 2017, Surya Sansthaan, Noida
- UGC Junior Research Fellowship

13. Summary of suggestions for improvement:

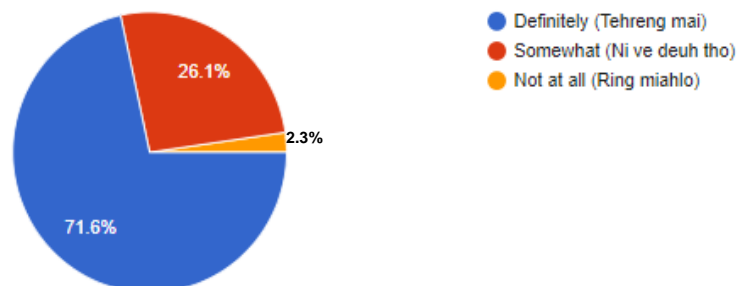
- i. Greater autonomy and control over curriculum and syllabus enhancement, to make higher education more relevant and responsive to employment demands.
- ii. Research-oriented capacity building workshops and seminars for faculty members.
- iii. Training in Management Information System for all employees to streamline reporting of student attendance and internal marks.
- iv. Increased collaboration across departments.
- v. Foster stronger connections between students, faculty and staff.
- vi. Upgradation of the Library in terms of books that complement the curriculum; sufficient number of prescribed books and e-journals that are easily accessible.
- vii. Better internet connection, upgrading of photocopy machine and computers.
- viii. Separate bathroom facilities for male and female students.
- ix. Leadership development training for students.
- x. Better transportation facilities especially for students

II. Analysis Report: Feedback Survey of Parents

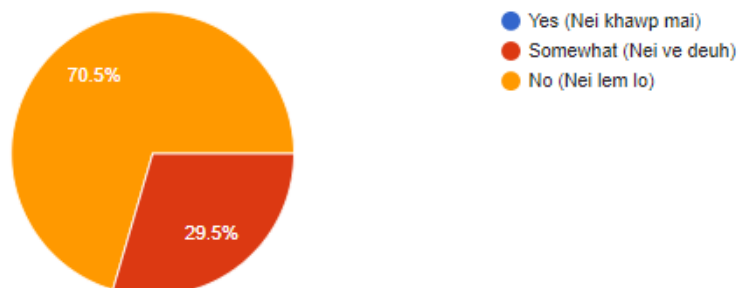
1. It is commonly known among parents (77.3%) that the College conducts Parent-Teacher meets regularly.



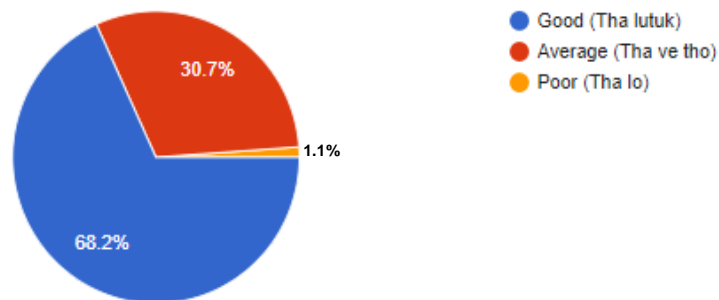
2. Most parents (97.7%) agree that the College environment is favourable for the overall development of their ward.



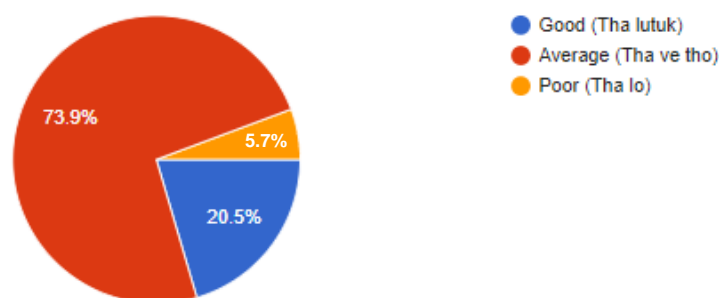
3. The feedback survey has not revealed anyone facing financial issues regarding payment of fees. However, this finding does not imply that all students of the College are financially secure.



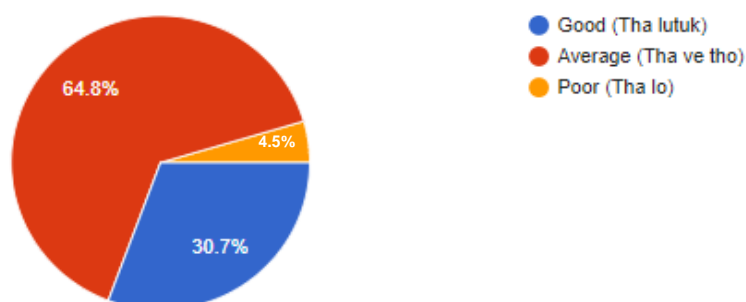
4. More than a third of the parents surveyed (68.2%) rates the quality of the teachers as 'Good'.



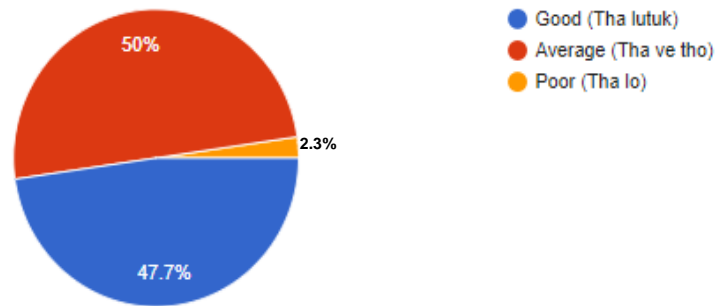
5. The academic results of the College elicit a lukewarm response with 73.9% of the respondents giving an 'Average' rating and less than a quarter (20.5%) rating it as 'Good'.



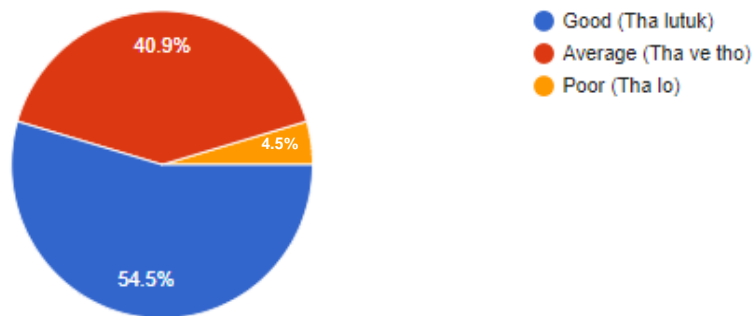
6. Regarding the maintenance of academic rigour and discipline, 30.7% of the respondents believe the College does a 'Good' job while 64.8% believe there is room for improvement by preferring to give it an 'Average' rating.



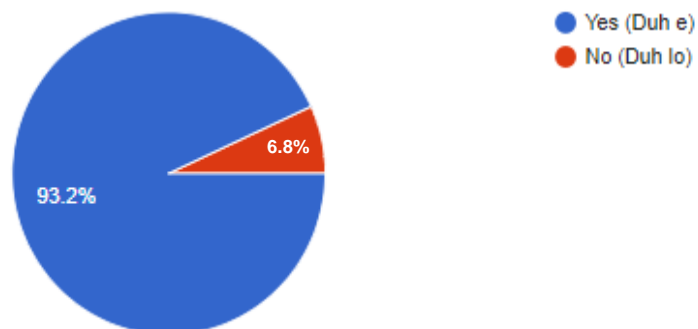
7. A large majority (97.7%) of the parents surveyed hold positive views about the way the College handles students' grievances.



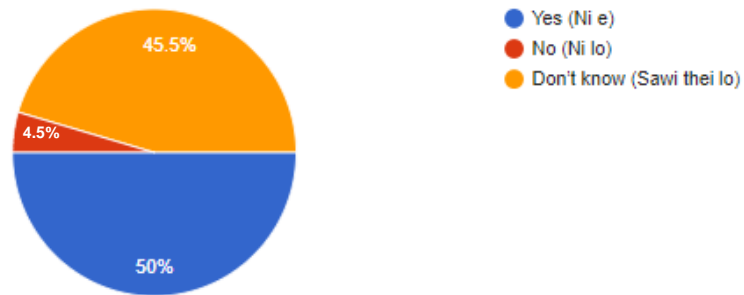
8. Regarding the personal mentoring received by students from their teachers, 95.4% of the parents surveyed offer positive replies. However, concerted efforts must be made to convert the 'Average' ratings into 'Good' ones.



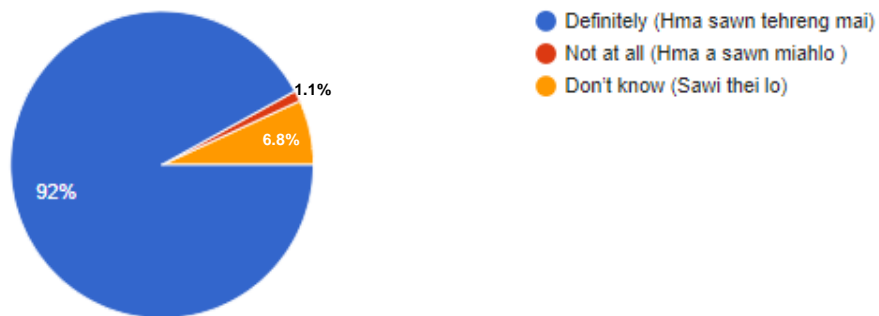
9. Most parents (93.2%) indicate that they would like to receive regular updates about their ward's academic performance in the College.



10. Half of the respondents agree that the online readmission process introduced by the College provides an educational purpose for the students.

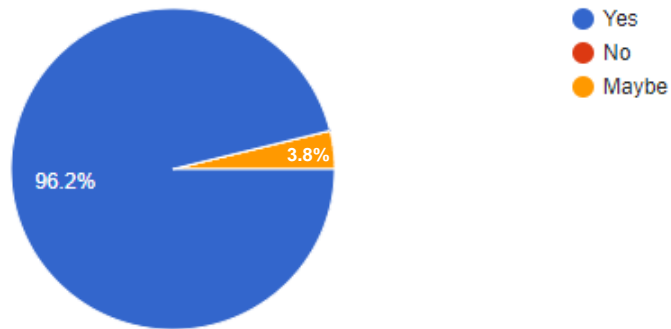


11. Ninety two percent (92%) of the parents surveyed agree that students show improvements in their personality / moral values / soft skills / maturity after joining the College.

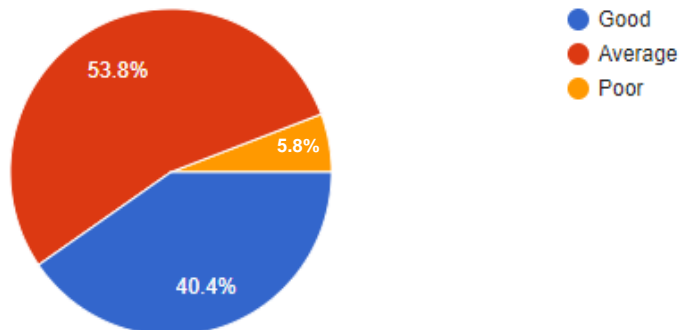


III. Analysis Report: Feedback Survey of Alumni

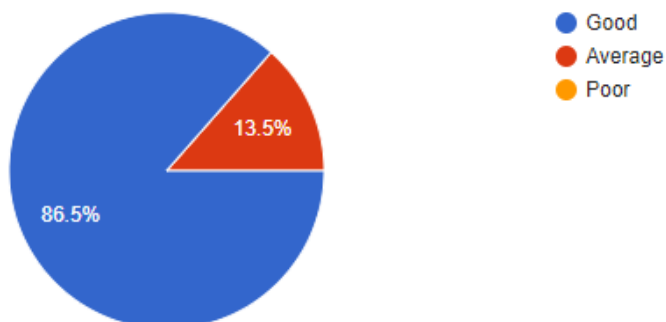
1. Nearly all those surveyed (96.2%) report feeling a sense of pride in being an alumnus of Govt Aizawl College.



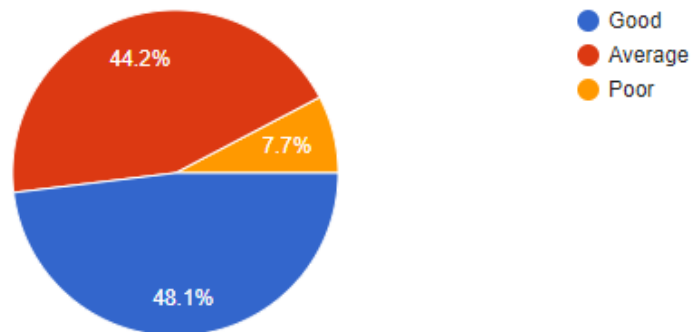
2. The feedback regarding the infrastructure provided by the College is positive, with 40.4% rating it as 'Good' and 53.8% as 'Average'.



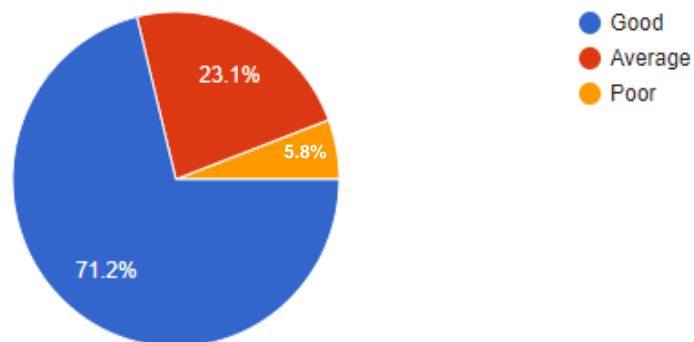
3. The feedback regarding the faculty of the College is reassuring, with 86.5% rating the teachers as 'Good' and 13.5% as 'Average'.



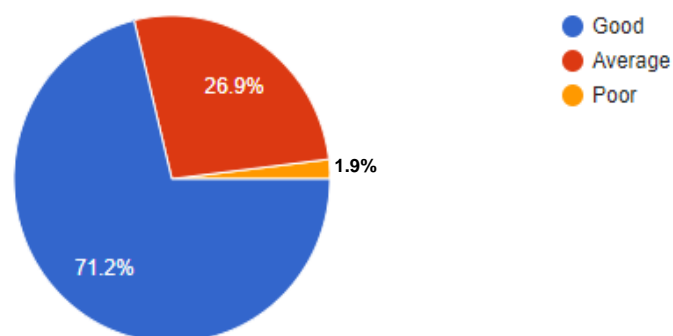
4. The feedback regarding the College Library is mixed, with 48.1% rating it as 'Good', 44.2% as 'Average' and 7.7% as 'Poor'.



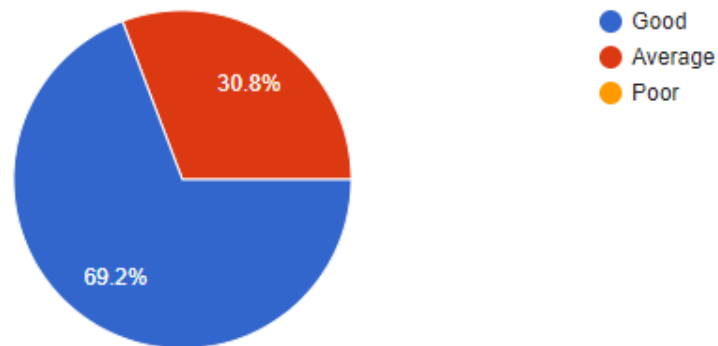
5. The feedback regarding the office staff is mostly positive, with 71.2% rating them as 'Good'.



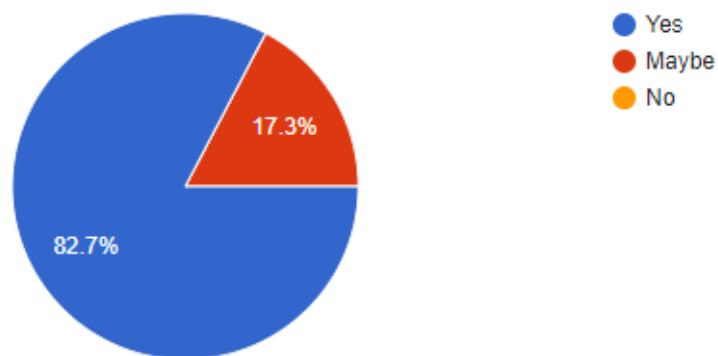
6. Regarding the College's handling of their grievances, the response of the alumni surveyed is mostly positive, with 71.2% replying the College did a 'Good' job.



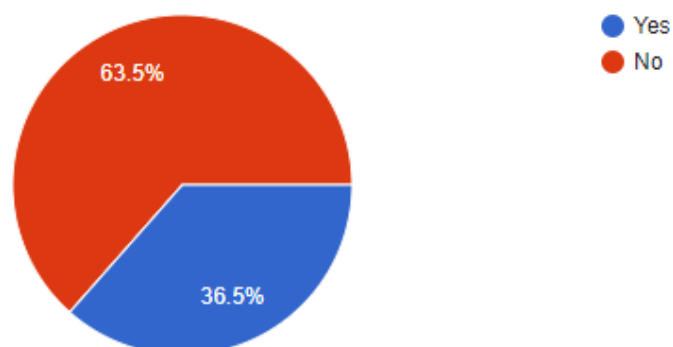
7. Regarding the relevance of the curriculum taught in the College in relation to their jobs, the response of the alumni surveyed is mostly positive, with 69.2% rating it as 'Good' and 30.8% as 'Average'.



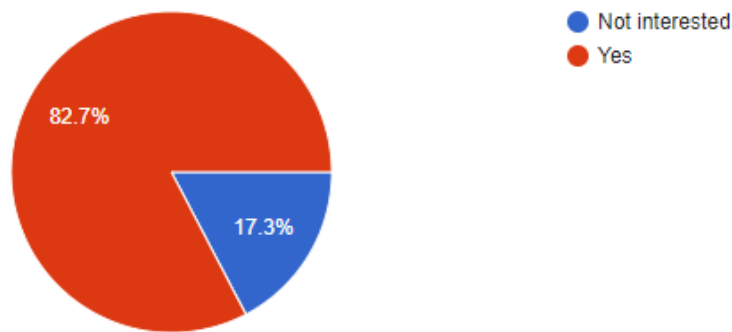
8. When asked whether their college education prepared them for life and moulded them into responsible citizens, 82.7% of the alumni surveyed replied positively.



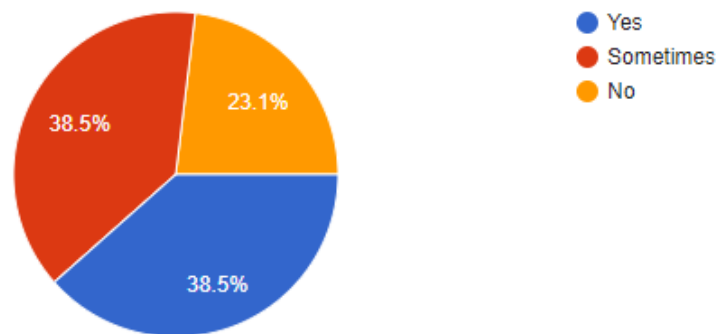
9. More than a third of the alumni (36.5%) who responded to the survey have given a guest lecture/speech to students of the College after they graduated, implying that the alumni is actively involved with the College.



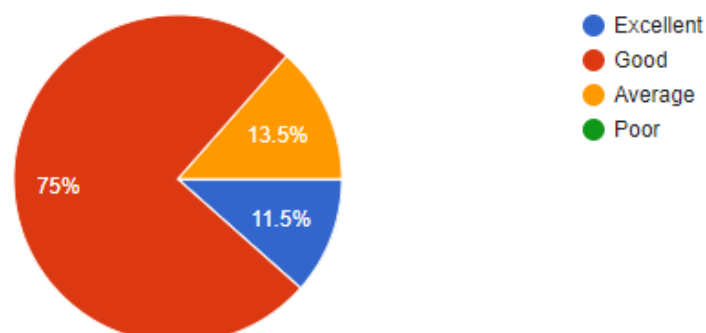
10. A vast majority (82.7%) of the alumni body is interested in maintaining a sustained relationship with the College and take active parts towards the growth of the institution (giving guest lectures, helping with placements, sponsoring economically weak students, instituting awards for toppers etc.)



11. Seventy seven percent (77%) of the alumni receive announcements of institutional events from the College through email or social media.

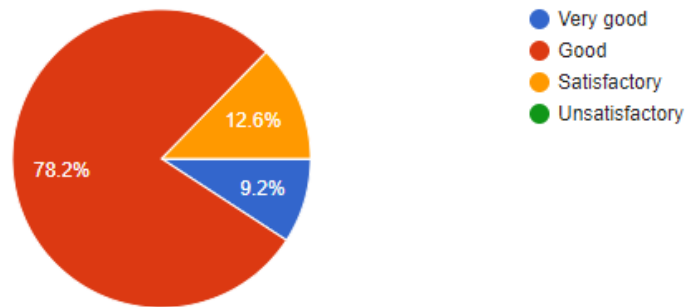


12. Regarding their observations about the perception of the College among the general public, 75% of the alumni surveyed believe the College enjoys a 'Good' status while 11.5% think the public views the College as 'Excellent' and 13.5% share an 'Average' position.

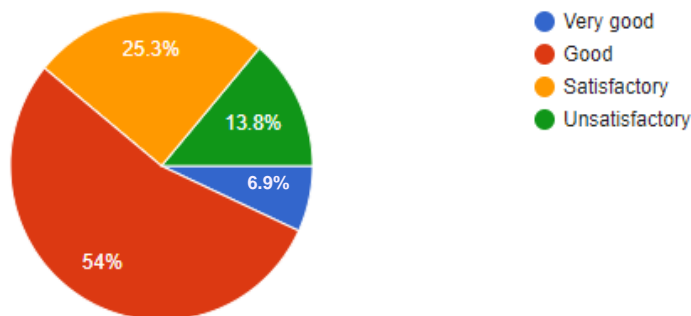


IV. Analysis Report: Feedback Survey of Students

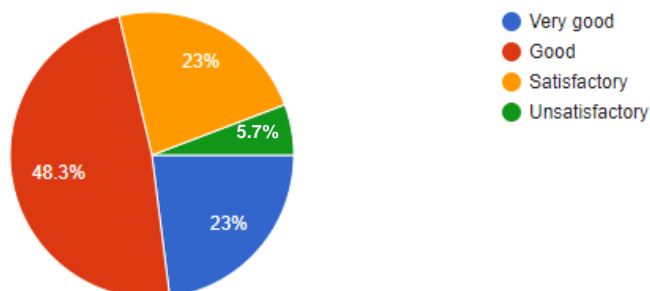
1. Regarding the perceived clarity in course material and the course content being updated with recent advancements, 78.2% of the students feel that their course materials are 'Good' and 9.2% think the materials are very good. The remaining 12.6% responses are 'Satisfactory'.



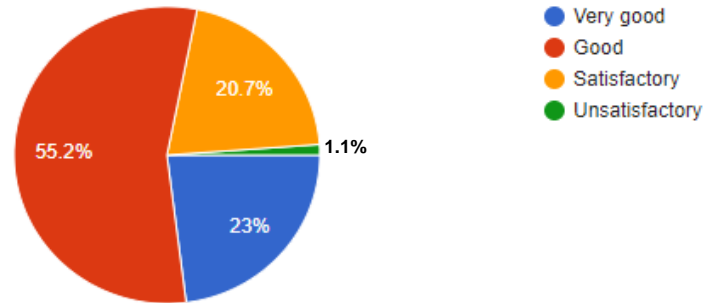
2. More than half (54%) of the students feel that the availability of reading material and online resources in the College library is 'Good' enough. On the other hand, 13.8% of them are unsatisfied with the resources provided by the library.



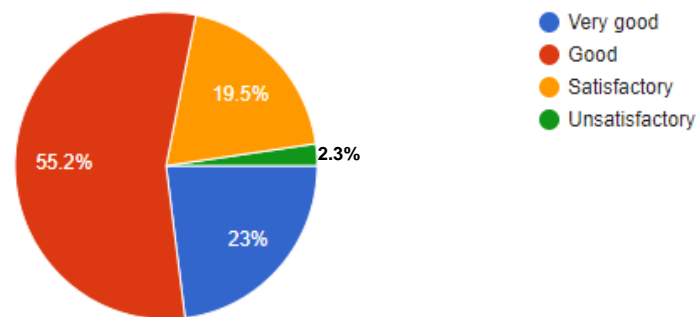
3. Majority of the students appreciate the use of innovative teaching methods (group discussions, field exercises, role plays, use of audio-visual aids, student seminars, etc.). Only 5.7% of those surveyed are unsatisfied with such innovations.



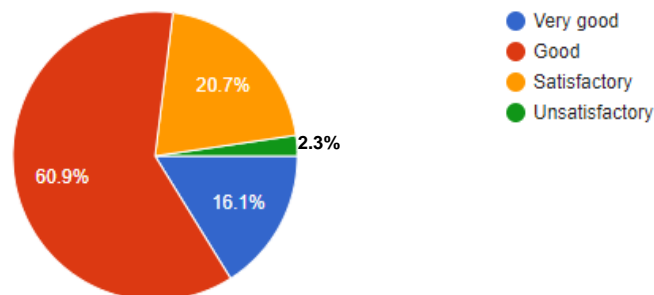
4. Regarding learning values in terms of knowledge, concepts, skill building, analytical abilities and broadening one's perspectives, 23% of the students feel that the teachers are doing a 'Very Good' job while 55.2% of them give the teachers a 'Good' rating.



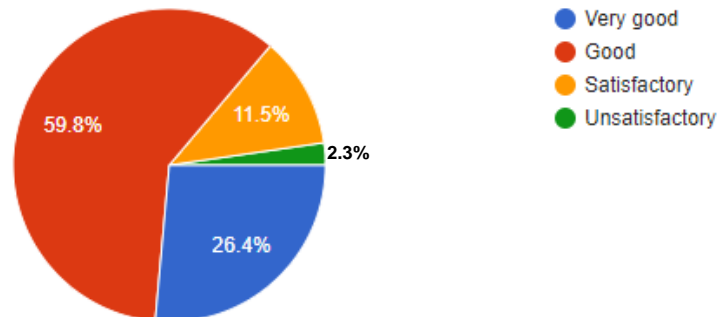
5. Regarding the teachers' knowledge base of the subject matter of their lessons, 78.2% of the students perceive them as either 'Very Good' or 'Good'.



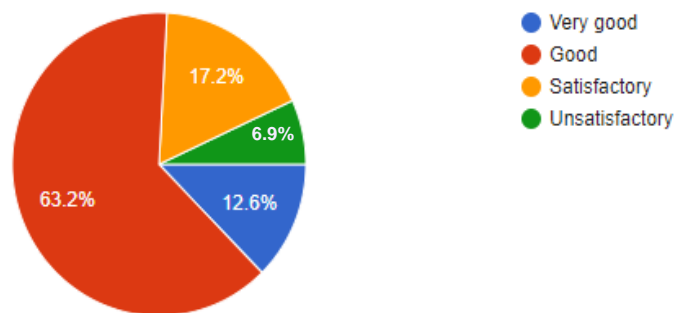
6. In terms of the teachers' communication skills (articulation and clarification), only 2.3% of the students offer 'Unsatisfactory' as their response while more than three-fourths of them feel their teachers have good communication skills.



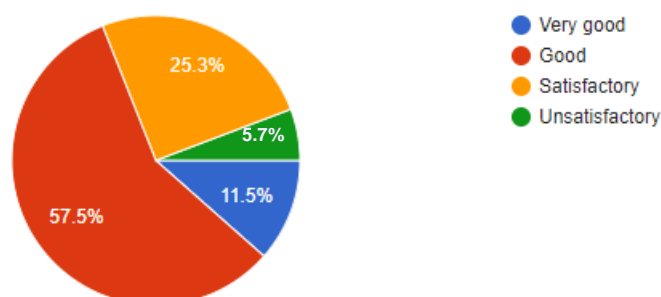
7. Regarding the teachers' commitment in terms of preparedness and interest in teaching, only 2.3% of the students offer 'Unsatisfactory' as their response while more than 86.2% of them perceive their teachers to be highly committed.



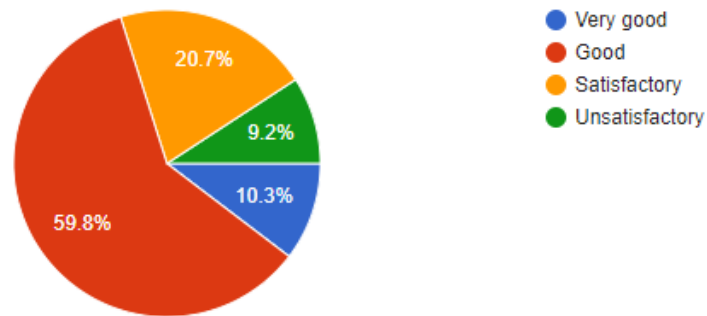
8. More than three quarters (i.e. 75.8%) of the students surveyed say that their teachers have a good ability to generate interest in the classroom.



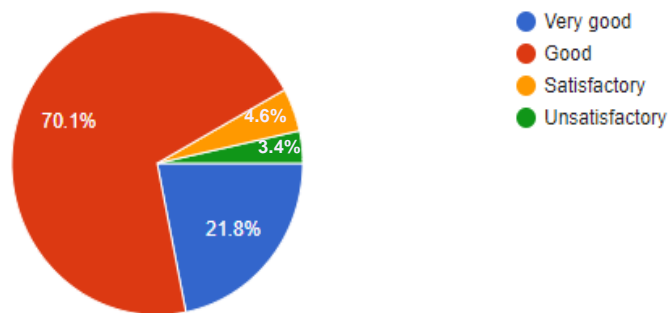
9. As to the teachers' ability to integrate course material with real life issues, more than two-thirds (i.e. 69%) of the students surveyed say that their teachers have a good ability to integrate course material with real life issues.



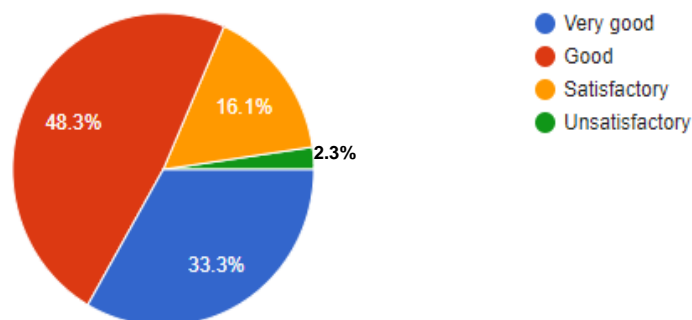
10. Regarding the teachers' accessibility and availability for academic consultations outside the classroom, about 90% of the responses are positive.



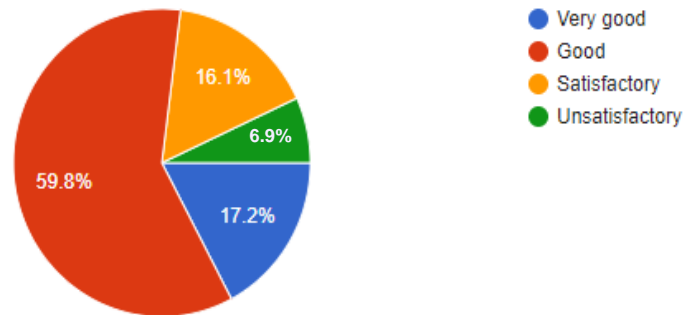
11. An overwhelming 91.9% of the survey respondents say that the teachers take good initiatives in formulating topics, tests, assignments, seminars and projects.



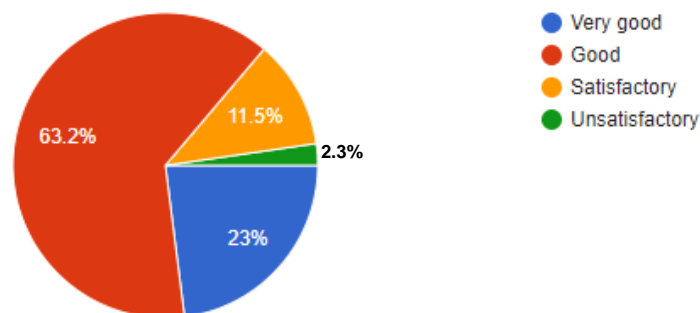
12. Teachers' regularity in taking classes elicited largely positive responses with only 2.3% expressing 'Unsatisfactory' rating.



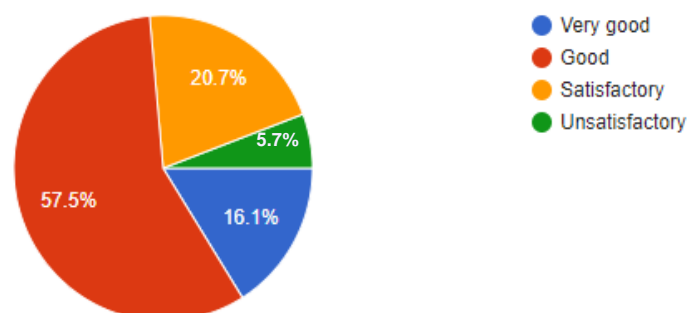
13. When asked about the teachers' ability to complete the syllabus in a thorough and satisfactory manner, 17.2% and 59.8% of the students surveyed offer 'Very Good' and 'Good' ratings respectively while 6.9% present an 'Unsatisfactory' assessment.



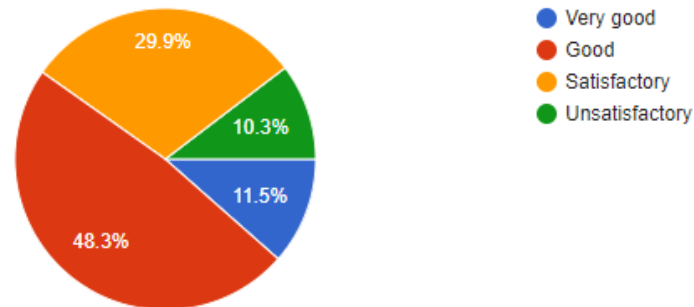
14. Regarding the perceived fairness of the teachers in grading/evaluation for their academic performance, only 2.3% of the students feel the teachers are not fair enough in their evaluations.



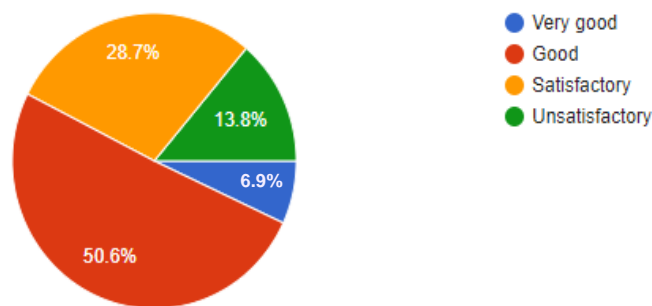
15. When asked about their experiences with the office staff, 16.1% and 57.5% of the students have 'Very Good' and 'Good' encounters respectively.



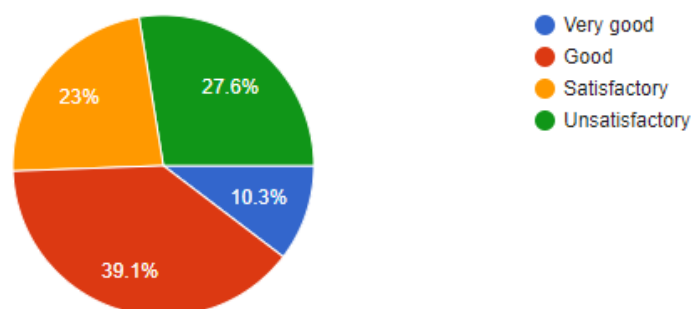
16. Just about half of the survey responses feel ‘Very Good’ or ‘Good’ about the quality of classroom facilities (LCD screens/audio/computer/seating arrangement etc.) provided by the College.



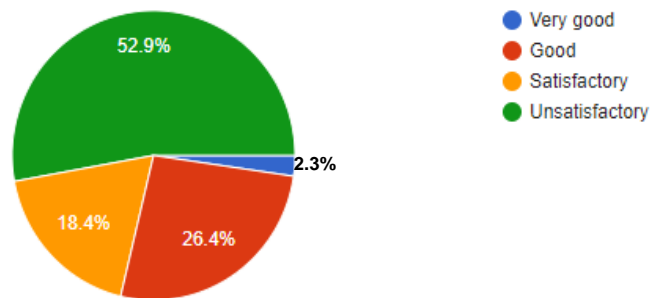
17. The condition of the College canteens elicits mixed responses with 57.5% saying either ‘Very Good’ or ‘Good’ while 13.8% of the students find it ‘Unsatisfactory’.



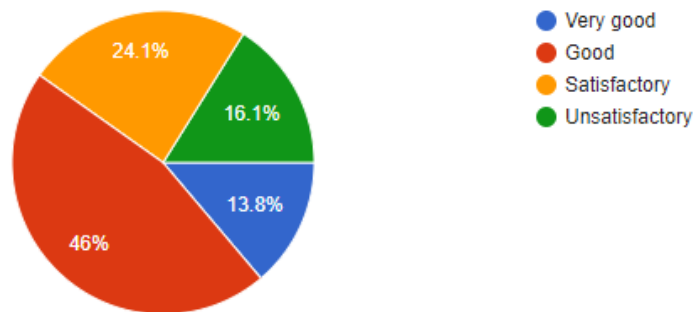
18. The condition of the drinking water facility in the College also elicits mixed responses with less than half saying either ‘Very Good’ or ‘Good’ while 27.6% of the students find it ‘Unsatisfactory’.



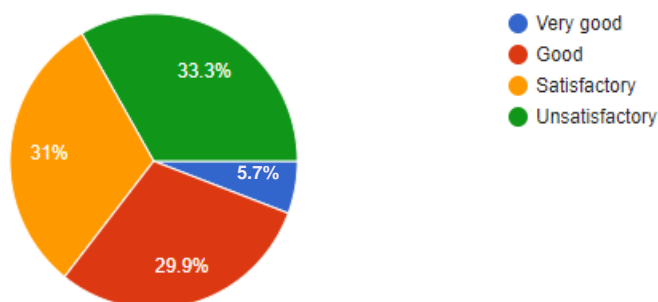
19. The condition of the toilet facilities in the College is viewed largely 'Unsatisfactory' by 52.9% of the students.



20. The condition of the Library and reading room facility in the College elicits mixed responses with 59.8% saying either 'Very Good' or 'Good' while 16.1% of the students find it 'Unsatisfactory'.

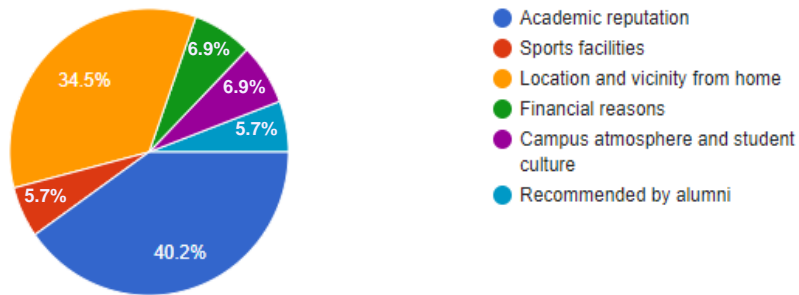


21. Transport (bus) facility provided by the College also elicits mixed responses with just over one third (35.6%) of the students saying either 'Very Good' or 'Good' while a similar proportion (at 33.3%) find it 'Unsatisfactory'.

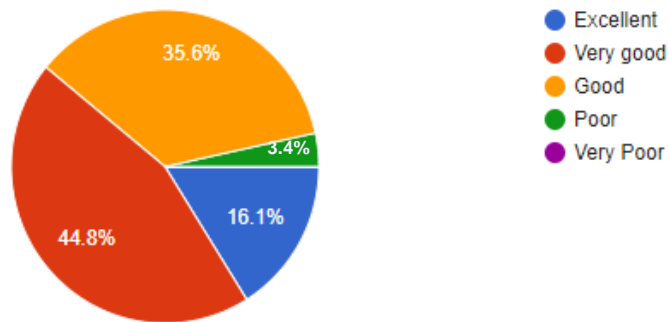


22. The students' responses to the question- What is your main motivation for choosing to study in this College? - have been recorded as follows:

- i. Academic reputation : 40.2%
- ii. Location and vicinity from home : 34.5%
- iii. Financial reasons : 6.9%
- iv. Campus atmosphere and student culture : 6.9%
- v. Sports facilities : 5.7%
- vi. Recommended by alumni : 5.7%

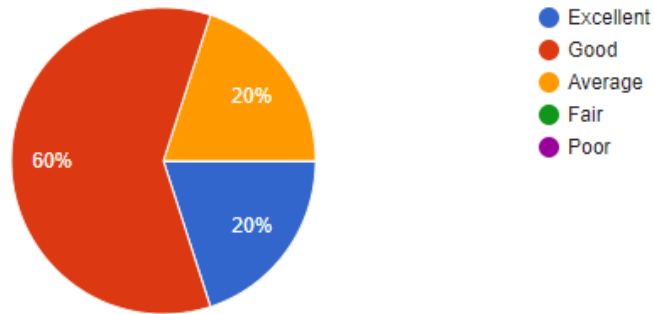


23. Regarding their overall impression of the College, 16.1% and 44.8% of the students hold 'Excellent' and 'Very Good' impressions respectively.

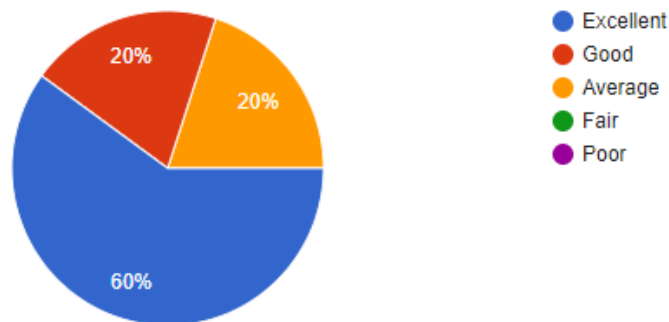


V. Analysis Report: Feedback Survey of Employers

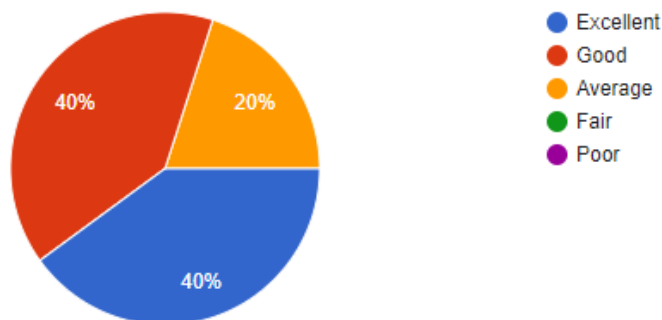
1. 20% and 60% of the employers surveyed said that the alumni-employees possessed “Excellent” or “Good” abilities to contribute to their organizational goals respectively.



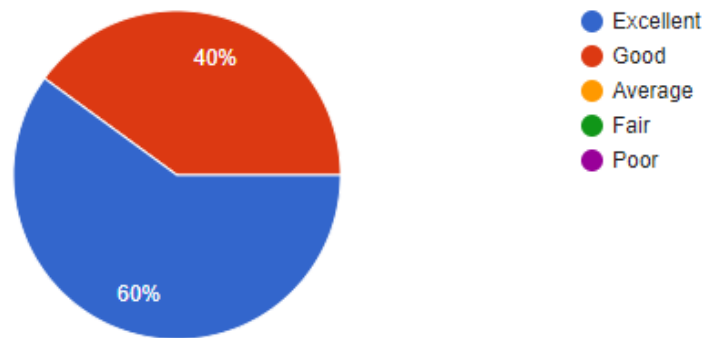
2. 60% and 20% of the employers surveyed said that the alumni-employees possessed an “Excellent” or “Good” sense of responsibility, respectively.



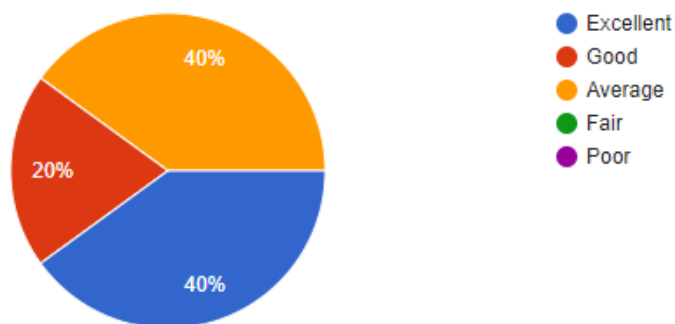
3. Regarding the alumni-employees' planning and organization skills, 40% of the employers surveyed said that the alumni-employees had “Excellent” skills while another 40% said they had “Good” abilities. The remaining 20% felt that the alumni-employees possessed “Average” skills.



4. All of the employers surveyed said that the alumni-employees maintained either “Excellent” or “Good” working relationships with their seniors/peers/subordinates at work.



5. Regarding qualities like leadership, team spirit and initiative, 40% of the employers surveyed said that the alumni-employees showed “Excellent” qualities while another 20% said they were “Good”. The remaining 40% felt that the alumni-employees possessed “Average” qualities.



6. Workplace behaviour such as regularity and punctuality elicited the following responses from employers: 60% - Excellent, 40% Average.

